

---

# Methodology

## European RMBS Insight Methodology

---

**DBRS Morningstar**  
March 2022

---

**Previous Release**  
June 2021

---

### Contents

- 1 Research
- 1 Key Updates
- 1 Introduction
- 2 Scope and Limitations
- 2 Executive Summary
- 3 DBRS Morningstar Rating Process for European RMBS Transactions
- 4 Jurisdictional Differences
- 4 Data Provision for a Collateral Pool
- 5 Portfolio Default Rates
- 8 Loss Given Default
- 9 Cash Flow Analysis
- 11 Appendix 1 – Operational Risk Assessment
- 13 Appendix 2 – DBRS Morningstar Idealised Default Table
- 14 Appendix 3 – House Prices

---

Rehanna Sameja  
Senior Vice President  
European RMBS - Global Structured Finance  
+44 20 7855 6677  
rehanna.sameja@dbrsmorningstar.com

Ketan Thaker  
Managing Director  
Head of European RMBS & Covered Bonds  
+44 20 3356 1525  
ketan.thaker@dbrsmorningstar.com

Christian Aufsatz  
Managing Director  
Head of European Structured Finance  
+44 20 7855 6664  
christian.aufsatz@dbrsmorningstar.com

Claire Mezzanotte  
Group Managing Director  
Head of Global Structured Finance  
+1 212 806-3272  
claire.mezzanotte@dbrsmorningstar.com

---

### Research

For a list of the Structured Finance related methodologies for our principal Structured Finance asset class methodologies that may be used during the rating process, please see the [DBRS Morningstar Global Structured Finance Related Methodologies](#) document on [www.dbrsmorningstar.com](http://www.dbrsmorningstar.com). Please note that not every related methodology listed under a principal Structured Finance asset class methodology may be used to rate or monitor an individual structured finance or debt obligation.

### Key Updates

For key updates to this methodology, please refer to the press release titled "DBRS Morningstar Publishes Updated European RMBS Insight Methodology" dated 28 March 2022.

### Introduction

This methodology is DBRS Morningstar's approach to analysing the credit risk of European residential mortgage-backed securities (RMBS). It describes DBRS Morningstar's proprietary default model (European RMBS Insight Model or the Model) to forecast the expected defaults and losses of portfolios of European residential mortgages. The Model combines a loan scoring approach (LSA) and dynamic delinquency migration matrices (DMM) to calculate loan-level defaults and losses. Loan-scoring functions and dynamic DMM are developed using jurisdiction-specific data on loans, borrowers, and collateral types. In addition, the European RMBS Insight Model uses a simulation of home price changes to generate stressed market value declines (MVDs).

Jurisdiction-specific addenda were and will be published for each country where the Methodology is applied for rating European RMBS. Each addendum outlines the country-specific aspects of the methodology to estimate defaults and losses, including an overview of each mortgage scoring function (with jurisdiction-specific parameters to assess credit risk), summary of DMMs, and MVDs.

## Scope and Limitations

A methodology sets forth the key analytical considerations and applicable analytics used when DBRS Morningstar assigns or monitors credit ratings or other opinions. DBRS Morningstar applies approved methodologies in the evaluation of a structured finance transaction or debt obligation. Quantitative and qualitative factors set forth in a methodology or in a combination of methodologies are evaluated by a DBRS Morningstar rating committee or discussion group that exercises analytical judgment and considers the regulatory environment, market standards, and customary practices in addition to other factors deemed relevant to the analysis.

In cases when an applicable methodology does not address one or more elements of a structured finance transaction or obligation, or such element(s) differs from the expectations contemplated when an applicable methodology was approved, DBRS Morningstar may apply analytical judgment in the determination of any related analytical factor, assumption, rating, or other opinion. For a methodology that incorporates the use of a predictive model, DBRS Morningstar may also depart from the rating stress(es) implied by the predictive model. DBRS Morningstar typically expects there to be a substantial likelihood that a reasonable investor or other user of the credit rating(s) would consider a three-notch or more deviation from the rating stress(es) implied by the predictive model to be a significant factor in evaluating the rating(s). When a rating committee determines a material deviation, DBRS Morningstar discloses the material deviation and its analytical judgment for the material deviation.

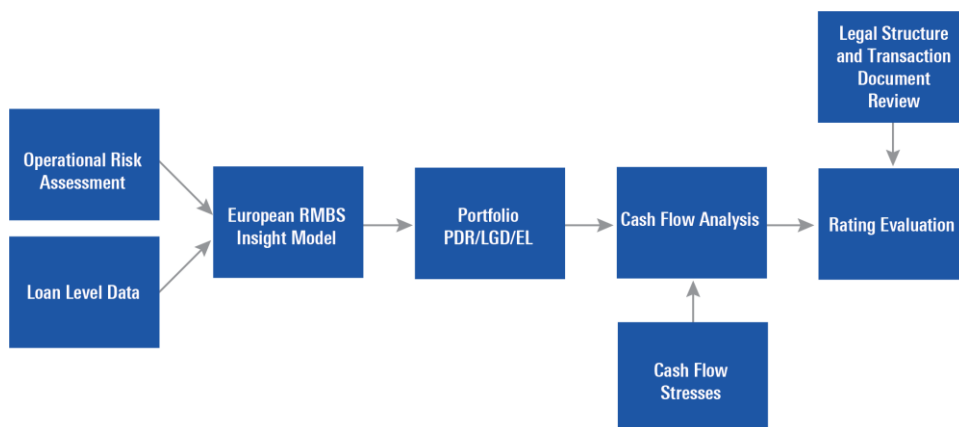
## Executive Summary

This report describes the DBRS Morningstar rating methodology for European residential mortgage portfolios and forms part of the DBRS Morningstar criteria for rating European RMBS and other transactions linked to residential mortgage assets, including covered bonds where applicable. Please refer to the published jurisdictional addendum on [www.dbrsmorningstar.com](http://www.dbrsmorningstar.com) for additional detail regarding DBRS Morningstar's asset analysis for each country where the methodology is applicable.

The legal framework and counterparty criteria used to analyse European RMBS can be found in the *Legal Criteria for European Structured Finance Transactions* methodology. The treatment of derivatives and assessment of derivative counterparty risk is described in DBRS Morningstar's *Derivative Criteria for European Structured Finance Transactions* methodology. Operational risk is assessed in accordance with the *Operational Risk Assessment for European Structured Finance Servicers* and *Operational Risk Assessment for European Structured Finance Originators* methodologies. Ongoing monitoring of European RMBS is described in the *Master European Structured Finance Surveillance Methodology*.

## DBRS Morningstar Rating Process for European RMBS Transactions

### Exhibit 1



Source: DBRS Morningstar.

The diagram above summarises the process for analysing a European RMBS transaction, which is described below:

1. DBRS Morningstar assesses operational risk by evaluating the quality of the mortgage originator and servicer.
2. DBRS Morningstar conducts a loan-level analysis<sup>1</sup> using its proprietary model, European RMBS Insight Model<sup>2</sup>. The model output includes the “life of pool” portfolio default rate (PD), loss given default (LGD), and expected losses (EL) for a pool of residential mortgages. The results are then reviewed along with the results of the operational risk review and assessment of historical performance data, which are subject to adjustments, as warranted.
3. DBRS Morningstar performs a cash flow analysis by incorporating stress assumptions applied to defaults, losses, timing of defaults and losses, prepayments, and interest rates to ensure payments of interest and principal are received by the holders of the rated bonds consistent with the terms and conditions for the assigned rating.
4. DBRS Morningstar reviews the legal structure of the transaction and the associated legal opinions for consistency with DBRS Morningstar’s *Legal Criteria for European Structured Finance Transactions* methodology.
5. DBRS Morningstar evaluates the ratings to be assigned to a class of notes based on the above analytical considerations and form and sufficiency of available credit enhancement.

1. For revolving transactions, DBRS Morningstar typically incorporates its expectations of the potential change in credit quality of the asset pool. These assumptions are typically derived from the replenishment criteria and variation conditions set forth in the legal documents.

2. The European RMBS Insight Model is a substantial component of the DBRS Morningstar rating process. A material deviation from the rating implied by the model would be a three-notch or greater rating difference.

### **Jurisdictional Differences**

Each European jurisdiction exhibits different legal frameworks, market practices, and product characteristics. This methodology applies to the European jurisdictions where a relevant addendum is published. The European RMBS Insight Model estimates defaults and losses of mortgage portfolios using jurisdiction-specific data on loan, borrower, and collateral types where available. This includes an analysis of the risk drivers to adverse outcomes of loan-level data and analysis of housing market data to form assumptions on expected and stressed house price declines. With regard to DBRS Morningstar's analysis of the legal structure of securitisations transactions, please refer to DBRS Morningstar's *Legal Criteria for European Structured Finance Transactions* methodology, which refers to commentaries addressing specific issues relevant to the principal European jurisdictions of each transaction rated by DBRS Morningstar.

The different jurisdictions in Europe also exhibit varying degrees of sovereign-related risk. Please refer to the *Global Methodology for Rating Sovereign Governments*.

### **Data Provision for a Collateral Pool**

As part of the rating process, DBRS Morningstar is typically provided with the following data for each transaction:

- Loan-level data for the securitised portfolio provided in the European DataWarehouse (EDW) format.
- Historical arrears, defaults, recovery, and prepayment data from the originator.
- Repossession data from the servicer.

To gain comfort on the accuracy of loan-level data relative to the underlying documents and data specific to each loan, DBRS Morningstar may seek to access Agreed Upon Procedures (AUP), or audit reports, which are performed by an issuer and/or seller for regulatory purposes. In situations where DBRS Morningstar requests sight of AUP reports, DBRS Morningstar reviews the procedures performed for the following:

- The quantity of the loans reviewed.
- The confidence level.
- The nature of the tests performed.
- The results of the tests and the nature and quantity of the exceptions.

DBRS Morningstar may reflect these results directly in its analysis through additional loan-level or portfolio-level default stresses or, in certain situations, may decline to rate a transaction.

## Portfolio Default Rates

### Base Case Default Rates

DBRS Morningstar forecasts loan-level defaults using the European RMBS Insight Model, a loan scoring approach in combination with DMMs. DBRS Morningstar calculates loan-level expected defaults in a three-step process as shown in Exhibit 2. Firstly, DBRS Morningstar scores each loan following a process that is jurisdiction-specific. Secondly, DBRS Morningstar assigns each loan to a DMM based on such score. Finally, DBRS Morningstar forecasts periodic loan-level defaults over time by multiplying the periodic default probability (estimated based on the borrower's loan status and DMM) by each loan's outstanding balance at the time of default<sup>3</sup>.

#### Exhibit 2



Source: DBRS Morningstar.

The default forecasting process is dynamic in that a mortgage is scored on a periodic basis (annually) to account for risk factors that migrate over time (such as loan-to-value (LTV<sup>4</sup>) or seasoning). Additionally, the forecast takes into account DBRS Morningstar's expectations for conditional prepayment rates (CPR). Through this process, the risk of a loan to default is periodically updated and subsequently its risk segment and DMM can change over time.

An individual mortgage scoring function is constructed for each European jurisdiction. The models are developed using loan-level data from either the EDW or other sources where loan-level data is available (typically on servicer and/or trustee websites or received by DBRS Morningstar on request from the originator/data provider).

Logistic regression is used to build the loan scoring functions. The logistic regression assesses a loan's risk characteristics over a period of 12 months and has a binary response: the loan defaults (bad) or does not default (good). A loan is considered bad if it experiences an adverse credit event. For the purpose of the scoring function, this is generally when a loan has entered into 90+ days in arrears or foreclosure states. Additionally, the bad status is required to have persisted for at least three observations during the 12-month time window. Additional or alternative criteria for a loan to be considered bad are assessed on a jurisdictional basis and defined in each jurisdictional addendum.

3. The default modelling approach is a variant of Dynamic DMMs as described in Grimshaw, Scott D. and Alexander, William P. (2011). "Markov Chain Models for Delinquency: Transition Matrix Estimation and Forecasts." *Applied Stochastic Models in Business and Industry*, 27, 267-279.

4. For loans with flexible features allowing borrowers to make further drawings, LTV and LTI for default forecasting is based on total loan balance, including current balance and further drawing capacity.

The logistic regression function is fitted for objective variables (loan and borrower characteristics) and judgmental variables (for example, underwriting score). Although some variables are common to the loan scoring functions in multiple jurisdictions (for example, LTV), the inclusion of each variable and estimated impact on the scoring are jurisdiction specific.

The loan scoring is dynamic in that a score is recalculated on an annual basis within the default forecast. Most risk characteristics tend to be static. However, there are characteristics which evolve over time, including loan seasoning, remaining term, and current LTV.

Risk segments have been determined for each jurisdiction by scoring all eligible loans in the universe and defining the segments in percentiles of the score distribution. DMMs are then estimated for each risk segment based on the observed roll rates within each respective dataset. Loans are assigned to a risk segment based on the loan score. Because of the dynamic feature of the model, loan scores may change over time and, as a result, the risk segment which the loan is assigned may migrate as well. The roll rates within a DMM are the probability of a loan changing its status from one period<sup>5</sup> to the next. Exhibit 3 is an example of a hypothetical DMM where the starting position of a loan for period 0 is on the y-axis and the status of the loan at period 1 is on the x-axis.

### Exhibit 3 DMM Example

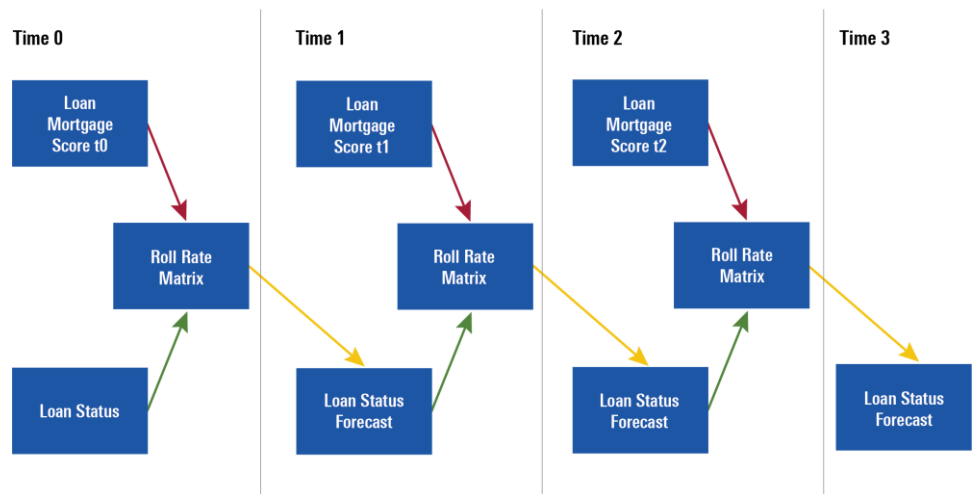
	<b>DQ0</b>	<b>DQ1</b>	<b>DQ2</b>	<b>DQ3</b>	<b>Default</b>	<b>Redeemed</b>
<b>DQ0</b>	98.45%	1.00%	0.00%	0.00%	0.05%	0.50%
<b>DQ1</b>	14.25%	35.00%	50.00%	0.00%	0.50%	0.25%
<b>DQ2</b>	5.00%	10.00%	33.50%	50.00%	1.50%	0.00%
<b>DQ3</b>	2.00%	5.00%	15.00%	40.00%	38.00%	0.00%

Where DQ0 = current; DQ1 = 1 month in arrears; DQ2 = 2 months in arrears; DQ3 = 3+ months days in arrears; Default = defaulted per defined criteria; Redeemed<sup>6</sup> = prepaid in full.

Default and Redeemed are considered absorbing states as the loans do not return from these states. DMMs are static in that the values within a DMM do not change overtime. However, as described earlier, loans are rescored annually to account for changing risk characteristics. Periodic arrears and default rates are calculated by applying a DMM to each loan on a periodic basis. Exhibit 4 shows the approach to the default analysis over time to forecast the periodic status of each loan over a period of time.

5. DMM frequencies are dependent on the availability of data within each jurisdiction and are described in the relevant jurisdictional addenda.

6. Redeemed is estimated for each DMM; however, a CPR assumption is applied in the default forecast.

**Exhibit 4** Roll Rates Relationship with Loan Score and State

Source: DBRS Morningstar.

Loan scores at each time period define the appropriate roll rate matrix (red arrow). The loan status distribution at each time period is applied to the appropriate row in the roll rate matrix (green arrow), which produces the forecast for the next period. The loan status forecast for each period produces a periodic default rate for each loan.

To forecast the periodic loan-level defaults, the periodic default rate is multiplied by the exposure at default (EAD). EAD is the outstanding principal loan balance ( $k$ ) number of months prior to a loan defaulting.  $K$  is jurisdiction-specific and is typically determined by market standards for when a servicer identifies a loan as defaulted. The outstanding principal loan balance is determined by the expected amortisation schedule, which is a function of the loan-level repayment characteristics and a prepayment assumption. Prepayment assumptions are generally determined by DBRS Morningstar's CPR outlook for each sector. However, these may be adjusted on a transactional basis subject to CPR data provided.

Periodic loan-level defaults are summed to arrive at the loan-level expected defaults. Loan-level expected defaults are then summed to estimate the portfolio defaults. The expected PD is calculated as the expected portfolio defaults divided by the outstanding portfolio balance at the pool cut-off date.

### Rating Scenario Default Rates

Rating scenario default rates are estimated assuming the distribution of potential portfolio defaults, which is a Vasicek distribution. The distribution is estimated based on two variables: expected default rate and asset correlation. The expected PD is estimated from the DBRS Morningstar European RMBS Insight Model as described above. The asset correlation assumption is jurisdiction-specific and defined in the relevant jurisdictional addenda.

Once a distribution of potential default rates is estimated for a portfolio of mortgages, percentiles of that distribution are used to estimate the specific rating scenario default rates. The percentiles are derived by the tenor of the underlying asset portfolio and DBRS Morningstar's Idealised Default Table (IDT)<sup>7</sup>. The tenor for the IDT is the weighted-average life (WAL) of the portfolio. The portfolio WAL is a function of (1) the expected amortisation schedule of the loans and (2) a CPR assumption. The expected amortisation schedule of each loan is calculated based on the loan-level characteristics adjusted for the expected portfolio CPR. Expected CPRs are based on the DBRS Morningstar assessment of the current prepayment environment for each jurisdiction. However, CPRs may be adjusted for a transaction based on specific portfolio characteristics or historical originator data.

### Loss Given Default

The base case LGD is estimated by firstly calculating the periodic loan-level losses for each loan; secondly, summing up the periodic losses to arrive at the total loss amount for the portfolio; and, finally, dividing the total loss amount by the base case default amount. Periodic loan-level losses are calculated as the loss defined in Exhibit 5 multiplied by the periodic default rate.

#### Exhibit 5

Loss = max (0, EAD – Sales Price – Foreclosure Costs)

Where

- EAD = Exposure at default
- Sales Price = EPV \* (1 – MVD) \* (1 – distressed sale discount (DSD))
- Foreclosure Costs = Total of fixed and variable costs associated with sale of a property

Periodic sale prices for each property are estimated by first indexing the property value, applying an MVD, and finally applying a DSD. Expected property values (EPV) are indexed<sup>8</sup> using a published home price index within the relevant jurisdiction. DBRS Morningstar may make further adjustments to property valuations for other characteristics, including property types or property size for situations where changes to the property values over time may be more volatile relative to changes in the index.

Rating-level LGDs<sup>9</sup> are estimated by applying the rating-specific MVD to the EPV in the loss calculation from Exhibit 5. Rating scenario defaults are not estimated on a periodic basis. To adjust the rating-level loss calculation, the base case periodic defaults are scaled up by the multiple of the rating-specific default level divided by the base case default level.

7. See Appendix 2.

8. Indexed property values are updated to a recent data point used in the house price model for each jurisdiction. DBRS Morningstar reviews the periodic publication of each house price index used in the *European RMBS Insight Methodology*. Updates to the MVDs and home price index are reviewed at least as frequently as the review of the methodology.

9. LGDs are capped at 100%.



MVD assumptions for each rating scenario are determined from historical house prices<sup>10</sup>. A single DSD assumption applies to all rating scenarios. DSDs are estimated for each jurisdiction. DSDs are applied to the expected property value after applying the MVD and are meant to address a property sale in a liquidation scenario.

Foreclosure costs are the costs associated with the sale of a property through a foreclosure process. These may include legal fees, property maintenance fees, auction fees, and transfer fees. The cost structure associated with a residential sale typically includes both a fixed and variable component. Variable costs may be based on either the property value or outstanding loan balance. Variable costs for the property value are based on the sale price after adjusting the indexed property valuation for MVD and DSD. Foreclosure costs are estimated for each jurisdiction and defined in the relevant jurisdictional addenda. Additionally, foreclosure cost assumptions are constant across all rating scenario stresses.

### Cash Flow Analysis

DBRS Morningstar undertakes a series of cash flow stresses to test the ability of the transaction to pay interest and principal consistent with the terms and conditions of the notes for the assigned ratings given the rating scenario defaults and losses. The cash flow stresses DBRS Morningstar uses are a combination of prepayments, default timing and recoveries, and interest rate stresses. Multiple scenarios based on a combination of these assumptions are typically applied to test the resilience of the rated bonds. Exhibit 6 summarises the stresses that DBRS Morningstar typically applies in its cash flow analysis. A security is expected to pass all scenarios at the relevant rating level. However, in certain circumstances, a specific scenario(s) may not pass.

**Exhibit 6** Cash Flow Stresses

Scenario	Prepayments	Default Timing	Interest Rate
1	Slow	Front-Loaded	Upward
2	Mid	Front-Loaded	Upward
3	Fast	Front-Loaded	Upward
4	Slow	Back-Loaded	Upward
5	Mid	Back-Loaded	Upward
6	Fast	Back-Loaded	Upward
7	Slow	Front-Loaded	Downward
8	Mid	Front-Loaded	Downward
9	Fast	Front-Loaded	Downward
10	Slow	Back-Loaded	Downward
11	Mid	Back-Loaded	Downward
12	Fast	Back-Loaded	Downward

10. See Appendix 3 for details.

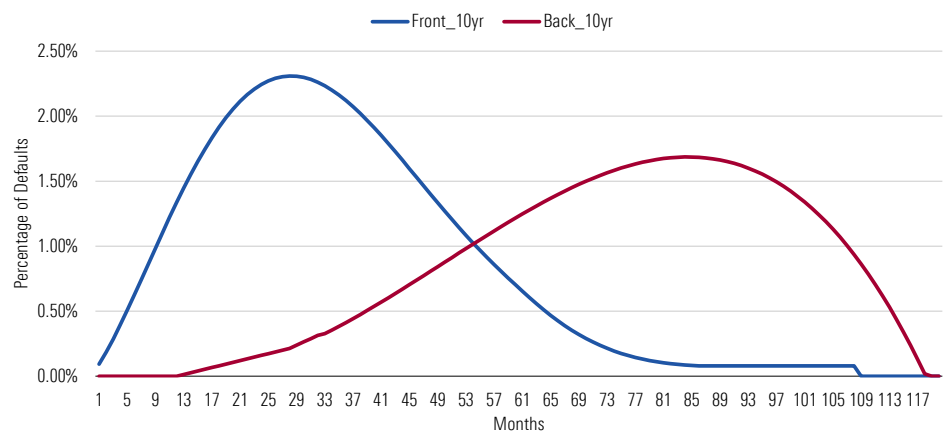
### Prepayments

Three prepayment stresses are generally run in the cash flow analysis: slow, mid, and fast. Each prepayment stress corresponds to a different CPR over the life of the transaction. The mid stress may not necessarily reflect DBRS Morningstar's CPR outlook for a portfolio jurisdiction. Prepayment assumptions are meant to test a structure's robustness to the impact of stressed losses in various prepayment scenarios. Given that slow prepayment stresses are effectively bound by 0%, a slow stress for a low prepayment outlook may not result in a stress. Additional or different stresses may be run in situations such as a review of an originator's performance history or where a portfolio has unique collateral characteristics relative to the market.

### Timing of Defaults and Recoveries

Two default timing curves are analysed in the DBRS Morningstar cash flow stresses, front- and back-loaded, as shown in Exhibit 6. The curves illustrate stresses for the distribution of defaults over the life of a transaction. The distribution is over a 10-year period. However, the distribution may be consolidated or expanded depending on the WAL of the collateral.

**Exhibit 7** 10-Year Default Timing Distribution



Source: DBRS Morningstar.

Recoveries on loans are assumed to flow to the issuer in a certain amount of time after a loan has defaulted. The recovery lag varies across jurisdictions due to various factors. Recovery lags are jurisdiction-specific and defined in the relevant addendum.

### Interest Rates

Interest rates for assets and liabilities are stressed upward and downward as per the *Interest Rate Stresses for European Structured Finance Transactions* methodology. Additional stresses may be applied for basis risk or nonstandard interest rate indices.

## Appendix 1 – Operational Risk Assessment

### Operational Risk Assessment

#### Overview

DBRS Morningstar's operational risk review is designed to evaluate the quality of the parties that originate and service the loans being securitised. In instances where DBRS Morningstar believes that the originator's or servicer's quality of operations is weak, issuers may incorporate certain structural enhancements such as additional credit support, dynamic triggers, or the presence of a strong backup servicer in order for DBRS Morningstar to rate the transaction. In the event that DBRS Morningstar determines that an originator or servicer is unable to effectively manage the assets within a specific transaction and/or there are limited mitigating factors surrounding the identified operational risks, DBRS Morningstar may decline to rate the transaction.

#### Originator Review

The originator review process evaluates the quality of the parties that originate the loans (leases or receivables) that are about to be securitised in a transaction rated by DBRS Morningstar. While DBRS Morningstar does not assign formal ratings to these processes, it typically conducts operational risk reviews to assess if an originator is acceptable and incorporates the results of the review into the rating process.

DBRS Morningstar typically begins the initial originator review process by sending a questionnaire to the company that outlines the topics to be covered during the discussion with management. In the event that DBRS Morningstar determines that an originator's lending policy and procedures are particularly weak and the operational risks associated with poor origination practices are not sufficiently mitigated, DBRS Morningstar may refuse to rate the deal.

The originator review process typically involves a review and analysis of the following:

1. Company and management.
2. Financial condition.
3. Controls and compliance.
4. Origination and sourcing.
5. Underwriting guidelines.
6. Technology.

For details on the originator review process, please refer to DBRS Morningstar's *Operational Risk Assessment for European Structured Finance Originators* methodology.

### **Servicer Review**

The servicer review process evaluates the quality of the parties that service or may conduct backup servicing on the loans (leases or receivables) that are about to be securitised in a transaction rated by DBRS Morningstar. While DBRS Morningstar does not assign formal ratings to these processes, it typically conducts operational risk reviews to assess if a servicer is acceptable and incorporates the results of the review into the rating process.

DBRS Morningstar typically begins the initial servicer review process by sending a questionnaire to the company that outlines the topics to be covered during the review. In instances where DBRS Morningstar determines that the servicer is below average and potentially unable to meet its servicing obligations, issuers may incorporate certain structural enhancements into a proposed transaction such as additional credit support, dynamic triggers, or the presence of a warm or hot backup servicer in order for DBRS Morningstar to be able to rate the transaction.

The servicer review process typically involves an analysis of the following:

1. Company and management.
2. Financial condition.
3. Controls and compliance.
4. Loan/lease administration.
5. Customer service.
6. Account maintenance.
7. Default management.
  - Collections
  - Loss mitigation
  - Bankruptcy
  - Fraud
8. Investor reporting.
9. Technology.

For details on the servicing review process, please refer to DBRS Morningstar's *Operational Risk Assessment for European Structured Finance Servicers* methodology.



## Appendix 3 – House Prices

The DBRS Morningstar *European RMBS Insight Methodology* uses a stochastic process to generate base house prices and MVDs for each rating scenario. These are jurisdiction specific and typically use published home price data. The analysis is based on a binary lattice stochastic process that estimates house prices, as well as their distributions, which can then be used to generate MVD assumptions.

### Approach

The approach focuses on real house prices. The real house prices are calculated as the ratio of the house price index (HPI) to the consumer price index (CPI). The series are quarterly. The base year for the real house price series is determined for each jurisdiction by analysing the historical relationship between nominal house prices, CPI, and income growth to identify a relatively stable market environment. The model separates real house price movements into two components: the direction of the movement and its magnitude. At the outset, the series are assigned to one of two groups: volatile or stable based on their behaviour. Furthermore, a series is denoted as overheated if the real price index exceeds 150. It resets once the real price index returns to 85 or below.

### Analysis

The direction of the movement is analysed using logistic regression. The factors in the analysis are:

1. The real HPI;
2. An indicator that the series is volatile; and
3. Whether the series is currently in an overheated state.

The magnitude of the quarterly movement is analysed as a Weibull distribution with a mean that matches the mean of the series. The quarterly increments are correlated.

Realisations of length five years of each series are simulated. The base house price level is the mean of the realisations. For each realisation, the largest drop in prices is calculated. The MVDs are based on the empirical distribution of these drops. The values need to be converted to nominal values from real values for these calculations. For the expected case and MVDs through BBB (sf), the average CPI increase since 1990 is used. For the A (sf) case, the minimum of this value and 2% is used for AA (sf) and the ceiling is 1% and, for AAA (sf), the ceiling is 0% (i.e., no CPI increases).

### About DBRS Morningstar

DBRS Morningstar is a full-service global credit ratings business with approximately 700 employees around the world. We're a market leader in Canada, and in multiple asset classes across the U.S. and Europe.

We rate more than 3,000 issuers and nearly 60,000 securities worldwide, providing independent credit ratings for financial institutions, corporate and sovereign entities, and structured finance products and instruments. Market innovators choose to work with us because of our agility, transparency, and tech-forward approach.

DBRS Morningstar is empowering investor success as the go-to source for independent credit ratings. And we are bringing transparency, responsiveness, and leading-edge technology to the industry.

That's why DBRS Morningstar is the next generation of credit ratings.

Learn more at [dbrsmorningstar.com](https://www.dbrsmorningstar.com).



The DBRS Morningstar group of companies consists of DBRS, Inc. (Delaware, U.S.)(NRSRO, DRO affiliate); DBRS Limited (Ontario, Canada)(DRO, NRSRO affiliate); DBRS Ratings GmbH (Frankfurt, Germany)(EU CRA, NRSRO affiliate, DRO affiliate); and DBRS Ratings Limited (England and Wales)(UK CRA, NRSRO affiliate, DRO affiliate). For more information on regulatory registrations, recognitions and approvals of the DBRS Morningstar group of companies, please see: <https://www.dbrsmorningstar.com/research/225752/highlights.pdf>.

The DBRS Morningstar group of companies are wholly-owned subsidiaries of Morningstar, Inc.

© 2022 DBRS Morningstar. The information upon which DBRS Morningstar credit ratings and other types of credit opinions and reports are based is obtained by DBRS Morningstar from sources DBRS Morningstar believes to be reliable. DBRS Morningstar does not audit the information it receives in connection with the analytical process, and it does not and cannot independently verify that information in every instance. The extent of any factual investigation or independent verification depends on facts and circumstances. DBRS Morningstar credit ratings, other types of credit opinions, reports and any other information provided by DBRS Morningstar are provided "as is" and without representation or warranty of any kind and DBRS Morningstar assumes no obligation to update any such ratings, opinions, reports or other information. DBRS Morningstar hereby disclaims any representation or warranty, express or implied, as to the accuracy, timeliness, completeness, merchantability, fitness for any particular purpose or non-infringement of any of such information. In no event shall DBRS Morningstar or its directors, officers, employees, independent contractors, agents, affiliates and representatives (collectively, DBRS Morningstar Representatives) be liable (1) for any inaccuracy, delay, loss of data, interruption in service, error or omission or for any damages resulting therefrom, or (2) for any direct, indirect, incidental, special, compensatory or consequential damages arising from any use of credit ratings, other types of credit opinions and reports or arising from any error (negligent or otherwise) or other circumstance or contingency within or outside the control of DBRS Morningstar or any DBRS Morningstar Representative, in connection with or related to obtaining, collecting, compiling, analyzing, interpreting, communicating, publishing or delivering any such information. IN ANY EVENT, TO THE EXTENT PERMITTED BY LAW, THE AGGREGATE LIABILITY OF DBRS MORNINGSTAR AND THE DBRS MORNINGSTAR REPRESENTATIVES FOR ANY REASON WHATSOEVER SHALL NOT EXCEED THE GREATER OF (A) THE TOTAL AMOUNT PAID BY THE USER FOR SERVICES PROVIDED BY DBRS MORNINGSTAR DURING THE TWELVE (12) MONTHS IMMEDIATELY PRECEDING THE EVENT GIVING RISE TO LIABILITY, AND (B) U.S. \$100. DBRS Morningstar does not act as a fiduciary or an investment advisor. DBRS Morningstar does not provide investment, financial or other advice. Credit ratings, other types of credit opinions and other analysis and research issued by DBRS Morningstar (a) are, and must be construed solely as, statements of opinion and not statements of fact as to credit worthiness, investment, financial or other advice or recommendations to purchase, sell or hold any securities; (b) do not take into account your personal objectives, financial situations or needs; (c) should be weighed, if at all, solely as one factor in any investment or credit decision; (d) are not intended for use by retail investors; and (e) address only credit risk and do not address other investment risks, such as liquidity risk or market volatility risk. Accordingly, credit ratings, other types of credit opinions and other analysis and research issued by DBRS Morningstar are not a substitute for due care and the study and evaluation of each investment decision, security or credit that one may consider making, purchasing, holding, selling, or providing, as applicable. A report with respect to a DBRS Morningstar credit rating or other credit opinion is neither a prospectus nor a substitute for the information assembled, verified and presented to investors by the issuer and its agents in connection with the sale of the securities. DBRS Morningstar may receive compensation for its credit ratings and other credit opinions from, among others, issuers, insurers, guarantors and/or underwriters of debt securities. This publication may not be reproduced, retransmitted or distributed in any form without the prior written consent of DBRS Morningstar. ALL DBRS MORNINGSTAR CREDIT RATINGS AND OTHER TYPES OF CREDIT OPINIONS ARE SUBJECT TO DEFINITIONS, LIMITATIONS, POLICIES AND METHODOLOGIES THAT ARE AVAILABLE ON <https://www.dbrsmorningstar.com>. Users may, through hypertext or other computer links, gain access to or from websites operated by persons other than DBRS Morningstar. Such hyperlinks or other computer links are provided for convenience only. DBRS Morningstar does not endorse the content, the operator or operations of third party websites. DBRS Morningstar is not responsible for the content or operation of such third party websites and DBRS Morningstar shall have no liability to you or any other person or entity for the use of third party websites.